



# Exterior Accents

Enhancing curb appeal  
with design and color






# EXTERIOR **TRENDS** & STYLES

---

One of the most popular ways to add curb appeal to your home is by mixing and matching siding products to create complementary contrast across its exterior, including color, design, texture, and dimensionality.

Cover: Cedar Impressions Double 7" Straight Edge Perfection Shingles in Autumn Red and Board & Batten Single 8" in Savannah Wicker with STONEfaçade stone veneer in Pocono Autumn





Whether you are designing a new home, building an addition, or simply remodeling, CertainTeed offers beautiful and durable products that allow homeowners to bring their creative vision to reality without breaking the bank.

In the pages ahead you will discover real-world examples of how CertainTeed products are used to enliven the architectural accents of any home, be it a classic colonial, styled ranch, or something altogether different and unique.

This brochure also offers information on our digital design tools, and our online listing of professional contractors, each of which will help you on your journey toward realizing a winning look for your home.

So dive right in, get creative, and  
- most importantly - **have fun!**



# Accent Types

Each architectural feature on a home is as an opportunity for customization to reflect one's personal taste – be it subtle sophistication or an exhibit of eye-catching color.

To help take inspiration to next level, this brochure offers a look at how siding products bring versatile touches of style to the accent areas of a home.

## Gable

A popular accent area with lofty design potential.

---

page 6

## Entryway

Where versatility and variety create a warm welcome.

---

page 22

## Knee Wall

Sets a proverbial foundation for the look of a home.

---

page 18



# Dormer

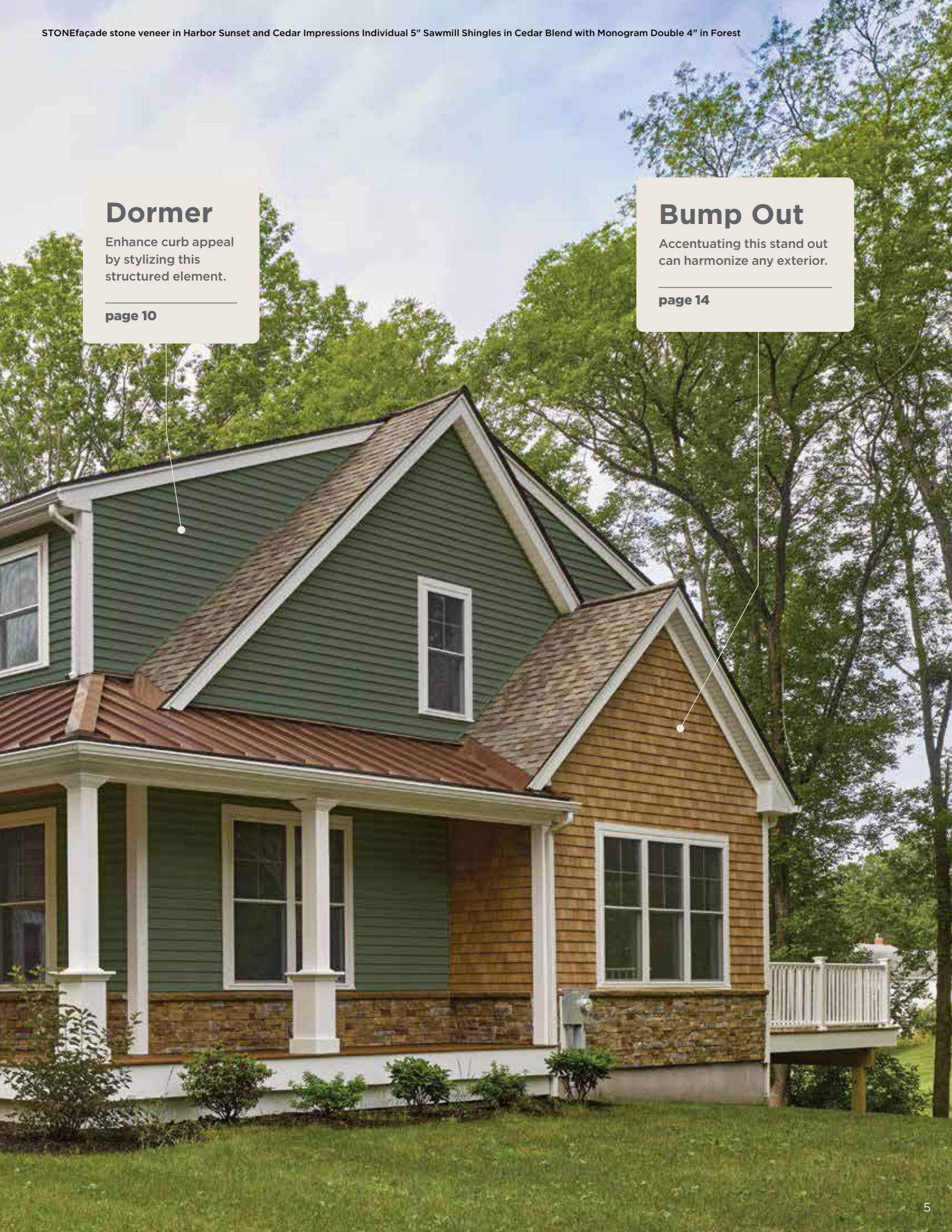
Enhance curb appeal by stylizing this structured element.

page 10

# Bump Out

Accentuating this stand out can harmonize any exterior.

page 14





# Gable

A gable is the triangular end wall area beneath the convergence of two angled roof planes. A substantial accent area in terms of size, the gable is a mainstay of American home architecture, with most homes featuring multiple gables that are commonly complemented with decorative windows or ornaments such as louver vents.

Single 8" Board & Batten in Natural Clay on the gable. Monogram Double 4" Clapboard in Flagstone and Cedar Impressions Double 7" Straight Edge Perfection Shingles in Deep Mineral



Board & Batten Single 8" in Herringbone

## Tip

Looking to change the look without changing colors?

Create contrast with the texture and dimensionality of a different profile.




Cedar Impressions Single 6-1/3" Perfection Scallop and Monogram Double 4" Clapboard in Charcoal Gray





Mixing looks can happen within the gable as well. It is not unusual to find a pattern of two different profiles used inside of the same gable, and then repeated elsewhere on a home exterior. Add bold balance by using a uniform color across each profile, or create a look of elegant detail through difference in hues.



Board & Batten Single 8" with Cedar Impressions Double 7" Staggered Perfection Shingles in Cypress



Different visuals within the gable provide telling distinction. Whether it's a difference in dimensionality brought forward by complementing vertical siding with a shake or shingle gable, or vivacious touches of color for contrast, this accent area enhances curb appeal by highlighting a home's angular architecture.

Cedar Impressions Single 6-1/3" Perfections Scallop, Octagon and Half-Cove with Double 7" Staggered Perfection and Triple 5" Sawmill Shingles in Colonial White



Board & Batten Single 8" in Herringbone with Monogram Double 4" Clapboard in Savannah Wicker



Northwoods Single 7" in Cypress with Restoration Classic Double 4" in Natural Clay



# Dormer

Both fashionable and functional, a dormer is an architectural projection that extends out from the sloping angle of a roof to create more useable interior space. It has its own small roof, and typically features a window to introduce light and fresh air into a home.

Cedar Impressions Individual 5"  
in Driftwood Blend





Cedar Impressions Double 7" Straight Edge Perfection Shingles in Colonial White



Cedar Impressions Double 7" Straight Edge Perfection Shingles in Natural Clay

While they come in many shapes and sizes, the prominence of dormers always give you a huge opportunity to add to the character of a home through your choice of siding products. Add to this the near-countless forms and contours offered by window architecture, and you have a wealth of eye-catching options to consider.



Monogram Double 4" Clapboard in Autumn Red with Cedar Impressions Individual 5" Sawmill Shingles in Driftwood Blend



A fixture on colonial-style homes, the architecture and elevation of dormers typically offers the opportunity to create dynamic design contrast that plays off of the color and dimension of roofing materials.

Cedar Impressions Double 7" Straight Edge Perfection Shingles and Monogram Double 4" Clapboard in Charcoal Gray




Monogram Double 4" Clapboard in charcoal gray and Cedar Impressions Double 7" Staggered Perfection Shingles in Sterling Gray



Create greater elegance by adding designer corners that frame a home with distinction.






Cedar Impressions Individual 5" Sawmill Shingles in Cedar Blend balanced mix



# Bump Out

A bump out is an extension of a room, sometimes cantilevered, that projects beyond a main exterior wall. Bump outs can be small extensions, such as sitting areas with bay windows, or large, multi-story features that serve as mini-additions to a home.



Monogram Double 4" Clapboard in Midnight Blue and Board & Batten Single 8" in Colonial White





Urban Reserve Single 6" panel in Commercial Brown.



Monogram Double 5" Clapboard in Spruce with Cedar Impressions Double 7" Perfection Shingles in Granite Gray





CedarBoards Single 7" Clapboard in Sterling Gray and Cedar Impressions Double 7" Straight Edge Perfection Shingles in Charcoal Gray with STONEfaçade stone veneer in Adirondack Snowfall



CedarBoards Single 7" Clapboard in Sterling Gray



CedarBoards Single 7" Clapboard, Cedar Impressions Double 7" Straight Edge Perfection Shingles and Board & Batten Single 8" in Light Maple



## Tip

Accenting a bump out is a playful way to add further color and texture beyond the typical mix and match duet - after all, the third time is the charm!



A bump out is ideal for both a reserved or dramatic visual touch. A subtle change may just be a contrasting trim color, but a more dramatic look can be achieved through a different texture and/or color. A bump out can be further accentuated when it includes an element like a gable.



CedarBoards Single 7" Clapboard in Charcoal Gray and Cedar Impressions Double 7" Straight Edge Perfection Shingles in Autumn Red with STONEfaçade stone veneer in Adirondack Snowfall



# Knee




STONEfaçade stone veneer in Harbor Sunset and Cedar Impressions Individual 5" Sawmill Shingles in Cedar Blend with Restoration Classic Double 4" in Light Maple



# wall

A knee wall is the accent area that begins where a house's foundation meets the exterior wall, and extends up, roughly to the height of a person's knee. It is a non-structural architectural element, often faced with stone or brick, that provides telling contrast from the primary exterior cladding.







Monogram Double 5" Clapboard, Board & Batten Single 8" and Cedar Impressions Double 7" Perfection Shingles in Granite Gray with STONEfaçade stone veneer in Pocono Autumn

Knee walls often take the form of a decorative stone or durable millwork, such as bead board wainscoting. Whatever the material choice, it can be a stand-alone design element with a look that stands apart from the rest of the exterior, or an attractive continuation that couples with other accents, such as a matching stone veneer bump out.



Cedar Impressions Individual 5" in Driftwood Blend with Restoration Millwork trimboard and beadboard



STONEfaçade stone veneer in Adirondack Snowfall



STONEfaçade stone veneer in Pocono Autumn



# Entr

The area immediately surrounding a door, the entryway is one of the most design-versatile accent areas of a home due to the numerous elements – such as siding, facades, lighting and decorative trim – that can add character and charm.



Cedar Impressions Individual 5" Sawmill Shingles in Driftwood Blend with Monogram Double 4" Clapboard in Flagstone and STONEfaçade stone veneer in Adirondack Snowfall



# yway





STONEfaçade stone veneer in  
adirondack snowfall with Jumbo  
Mounting Block in colonial white




Cedar Impressions Double 9" Rough-Split Shakes in Buckskin with Board & Batten Single 8" in  
Cypress and Universal Mounting Block in matching Cypress color

As the focal point where exterior elements tie together to warmly welcome visitors into your home, the presentation of an entryway warrants a lot of attention and consideration. Whether it is a wrap-around porch with a bench swing for enjoying summer evenings, or a smallish, well-illuminated landing that showcases a beautiful door, you'll want it to have a look that leaves a lovely impression.



Restoration Classic Double 4-1/2" Clapboard in Savannah Wicker with Cedar Impressions Individual 5" Sawmill Shingles in Cedar Blend and STONEfaçade stone veneer in Harbor Sunset

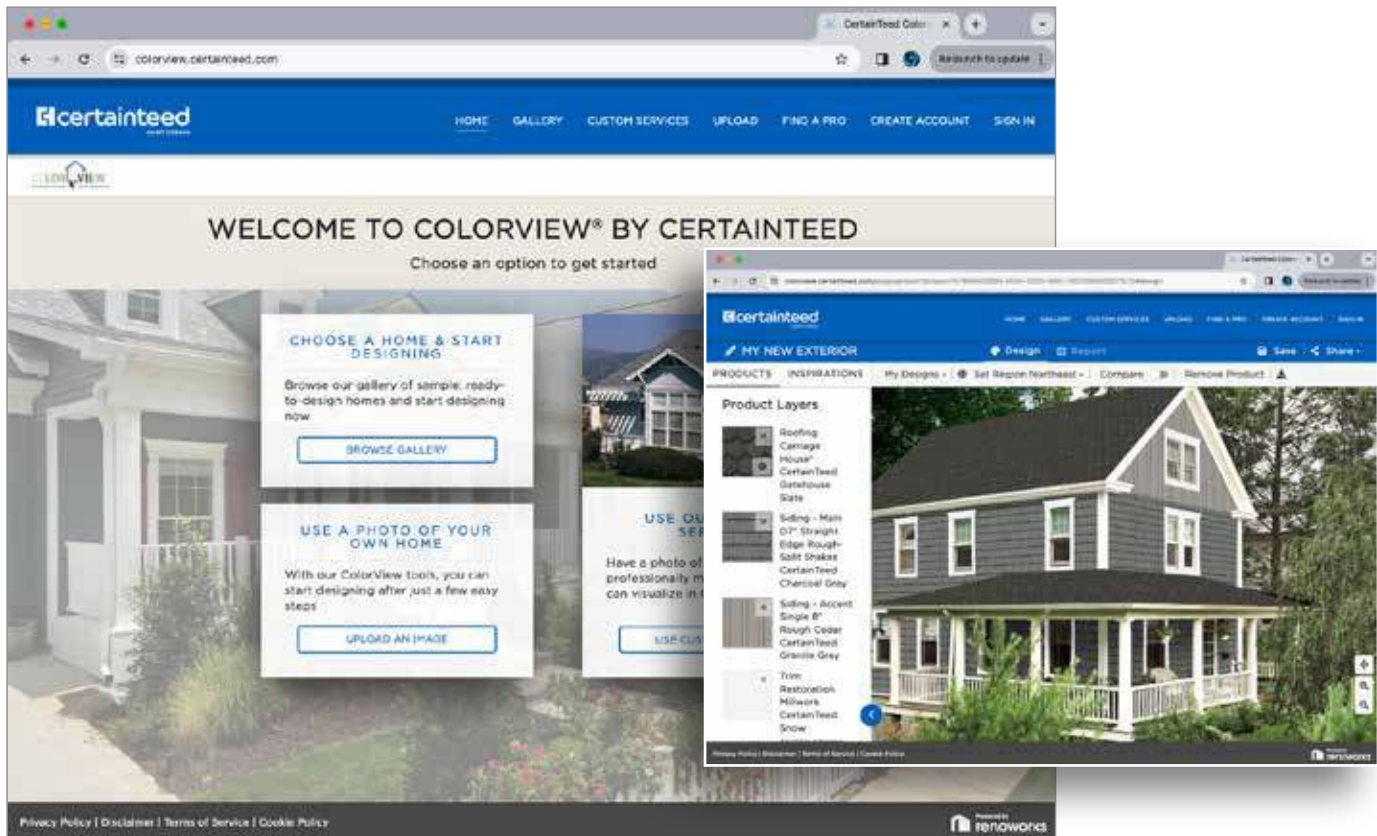




STONEfaçade in Pocono Autumn and Cedar Impressions Single 7" Straight Edge Perfection Shingles in Driftwood Blend



# Visualization & Design Tools



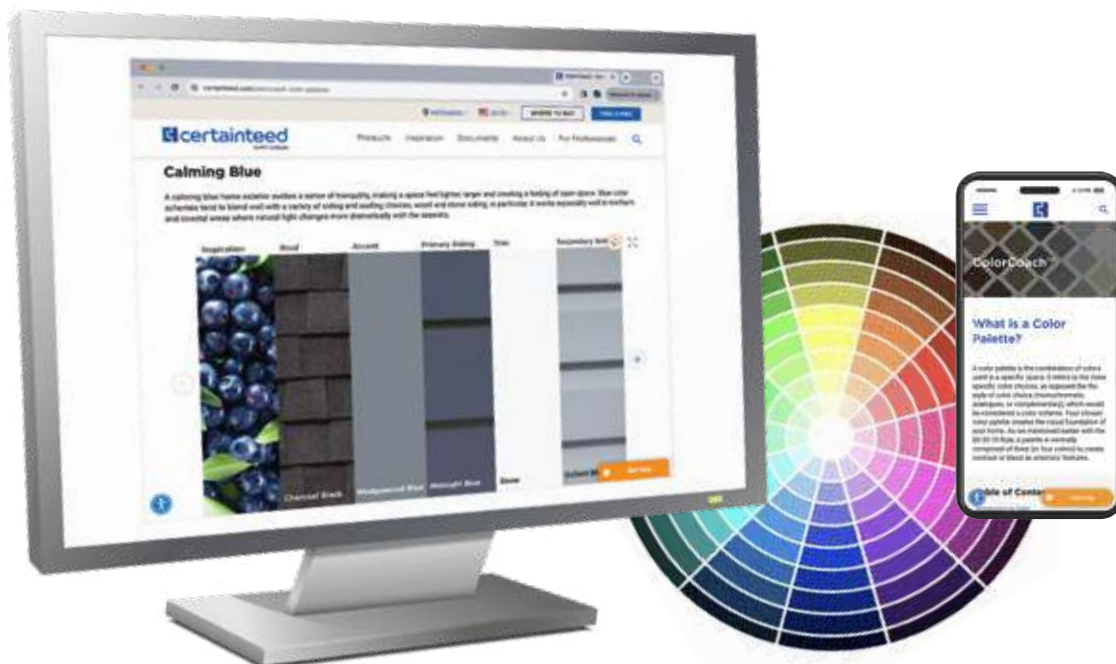
**ColorView®** allows users to choose from a library of stock homes to create their own custom exterior using the many color, style and types of CertainTeed roofing and siding products.

**ColorView® DIY** takes ColorView to the next level in home exterior designing. You or your customers can upload a photo of their home, select the siding, roofing, and trim areas they want to update, and start exploring which CertainTeed products look best on their home.

Just like ColorView DIY, you or your customers can upload a photo of a home using **ColorView Pro**. But instead of masking the products onto the home yourself, our professionals will do it for you for a small fee.

Visit the color tools page:  
[www.certainteed.com/colorview](http://www.certainteed.com/colorview)





### ColorCoach™

A simple web-based tool that acts as a virtual color swatch book. You can save different combinations, use them in ColorView and share them via social media for second opinions.

### What is Your Color Comfort?

Our user-friendly color tools are designed to help you every step of the way. This chart shows which tool will work best for your color comfort level.

#### Novice

You are not sure about colors and where to start.

#### Intermediate

You understand color and enjoy experimenting with color combinations but are not exactly sure which color direction you want to go.

#### Expert

You already know what colors you want to use, but would like to see how the products available in your color theme will look together on your home.

	ColorCoach	ColorView	ColorView DIY	ColorView Pro
Novice	X			
Intermediate		X		
Expert			X	X

## Find a Professional.

The help of a qualified professional can ensure long-lasting performance on your siding installation. Visit [www.certainteed.com](http://www.certainteed.com) and simply click the "Find a Pro" button on the top of the home page. You can then search by zip code, product and distance from your home.

OR call:

**800-782-8777**





CertainTeed products are designed to work together and complement each other in color and style to give any home a beautiful finished look.



VINYL SIDING



POLYMER SHAKES & SHINGLES



INSULATED SIDING



METAL SIDING



ROOFING AND VENTILATION



STONE



HOUSEWRAP



VINYL CARPENTRY® TRIM



PVC EXTERIOR TRIM & BEADBOARD



VINYL & METAL SOFFIT



**CertainTeed**

Ceilings • Gypsum • Insulation • Roofing • Siding • Trim

20 Moores Road, Malvern, PA 19355 | 800-233-8990 | [certainteed.com](http://certainteed.com)

©01/24 CertainTeed, Printed in the USA, Code No. 04-00-80-US-EN